



**LAWYERS ALERT REPORT ON VIOLENCE
AGAINST WOMEN & GIRLS (VWG) IN NIGERIA.**

JANUARY, 2019

BACKGROUND AND ACKNOWLEDGEMENTS

This is a compilation of reported violations from victims of Violence Against Women and Girls, VWG which covers the six geopolitical zones in Nigeria between January 2018 to January 2019. These violations have been captured from the inputs made into the Web-based tool (Ladock) developed and designed by Lawyers Alert http://colahr.org/lawyersalert/b_app.php This tool is situated on the Coalition of Lawyers For Human Rights, a partner to Lawyers Alert.

It is worthy to note that majority of the cases reported & captured with this Web-based tool are resolved while others are still undergoing Legal services presently.

This online tool documents and analyzes data/information alongside age, violation types, trends, locations and Local Government Areas. The findings from this online tool are shared amongst Stakeholders & partners for advocacy purposes. In Nigeria today, engaging Legislatures & Policy makers towards policy reform & changing norms, evidence-based advocacy is key & critical at targeted interventions.

Lawyers Alert is a Human Rights Organization that works with Persons Living With, Affected by or Most at Risk of HIV Infection in Nigeria i.e Women and Girls, Sex Workers, Person Who Inject Drugs, Persons Living With HIV, Sexual Minorities, Persons with Disabilities, Survivors of Gender Based Violence, etc.

We are thankful to our partners for working closely with us at grassroots levels & for referring cases to us. We appreciate AmplifyChange for their financial support towards the implementation of this project.

FINDINGS AND ANALYSIS

PICTURE OF KEY POPULATIONS RIGHTS VIOLATIONS IN NIGERIA

The below is a picture of rights violations of Key and Vulnerable Groups collated within the period of January 2018 to January 2019; MSM 45%, VWG 44%, PLWH 4%, Sex Worker 4%, LGBTI 3%, Persons Who Uses Drugs 0% and PWD 0%.

Lawyers Alert in this reporting period focused on Violence against Women and Girls. Other violations were reported to us due to the reliability and credibility of the Lawyers Alert Web-based Tool which is the leading medium for Automatic documentation of violations to reach the Key Populations rights. Data captured are however, verifiable and accurate. Lawyers Alert is yet to work closely with Persons With Disabilities and have not trained partners to recognize violations of Persons With Disabilities.

The reportage of the VWG group Analysis within this period has increased by 5% from 39% (July 2018) to 44% (January 2019). See link of previous analysis:<http://www.lawyersalertng.org/resources/LAWYERS%20ALERT%20REPORT%20ON%20VIOLENCE%20%20%20AGAINST%20WOMEN%20AND%20GIRLS%20IN%20NIGERIA.pdf>

The Output shows the result of our intensive legal literacy services/support on a wider scale concurrently among Market women and Religious places. We relied on grassroot reportage of human rights violations & referrals. In addition, Lawyers Alert intensified our online Legal literacy series/Movement reaching about 300,000 persons. See below link:
<https://www.facebook.com/lawyersalert/videos/338770506949613/>
<https://www.facebook.com/lawyersalert/videos/2247016135553527/>

As a result of this, more women and girls are therefore reporting violations same with other key populations.

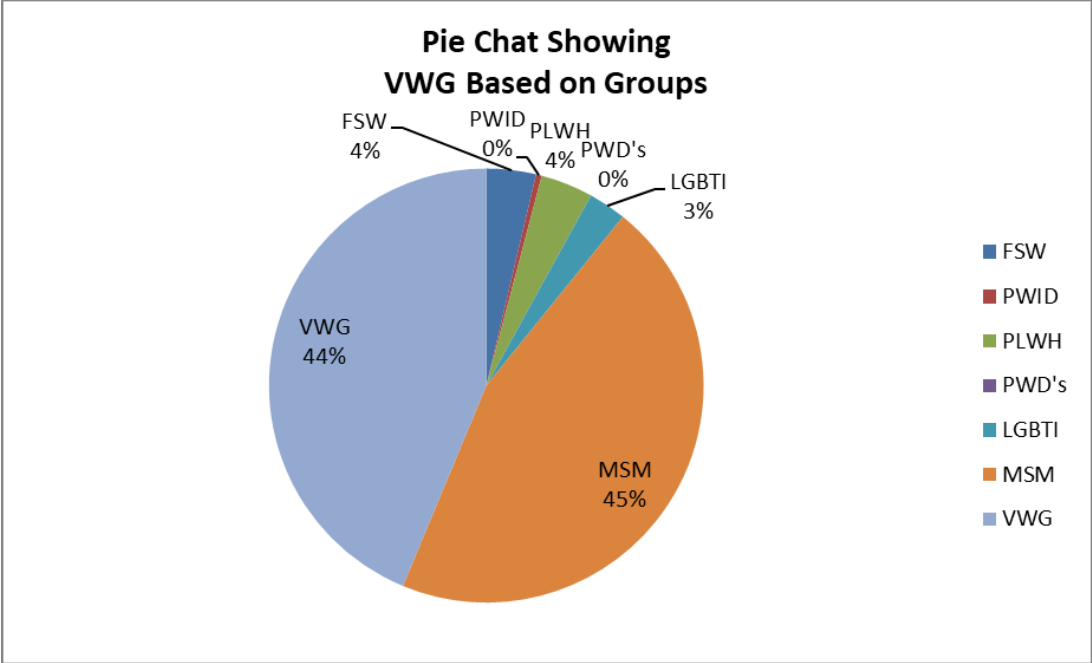


Fig 1

Though the chart shows a representation of all Key Populations we serve, the report is however focused on VWG and the data obtained is analyzed with regards to Age brackets, States, Local Government and Violation types.

VIOLATIONS BASED ON AGE VARIATIONS

With regards to violations based on age variations, VWG with the Age bracket 25-40 years had the highest violation with violation rate of 25%. This age bracket reduced with 2% as against the last report of 27%. Age bracket 10-19 years ranged second with 23%. This age bracket also ranked 23% in the previous report. Thirdly, Age bracket 20-24 years had 18% which showed an increase of 1% as against 17% in the previous report. Age bracket 6-9 years and 40years+ both had 12% respectively with an increase of 1% on age 6-9 years & a decrease of 2% on age 40years+. Lastly age bracket 0-5 years had 10% which indicates there is an increase of 2% as against the last reporting period.

Table 1: Table showing percentage increase & decrease among age brackets;

AGE BRACKET	JULY 2018	JANUARY 2019	INCREASE	DECREASE
0 – 5 Years	8%	10%	2%	-
6 – 9 Years	11%	12%	1%	-
10 – 19 Years	23%	23%	-	-
20 – 24 Years	17%	18%	1%	-
25 – 40 Years	27%	25%	-	2%
40 Years +	14%	12%	-	2%

It is interesting to note that though Age bracket 0 - 5 years and 6 -9 years were low compared to other age brackets, about 90% of all violations reported within the both age brackets were rape cases. Lawyers Alert is currently in court for most of such cases.

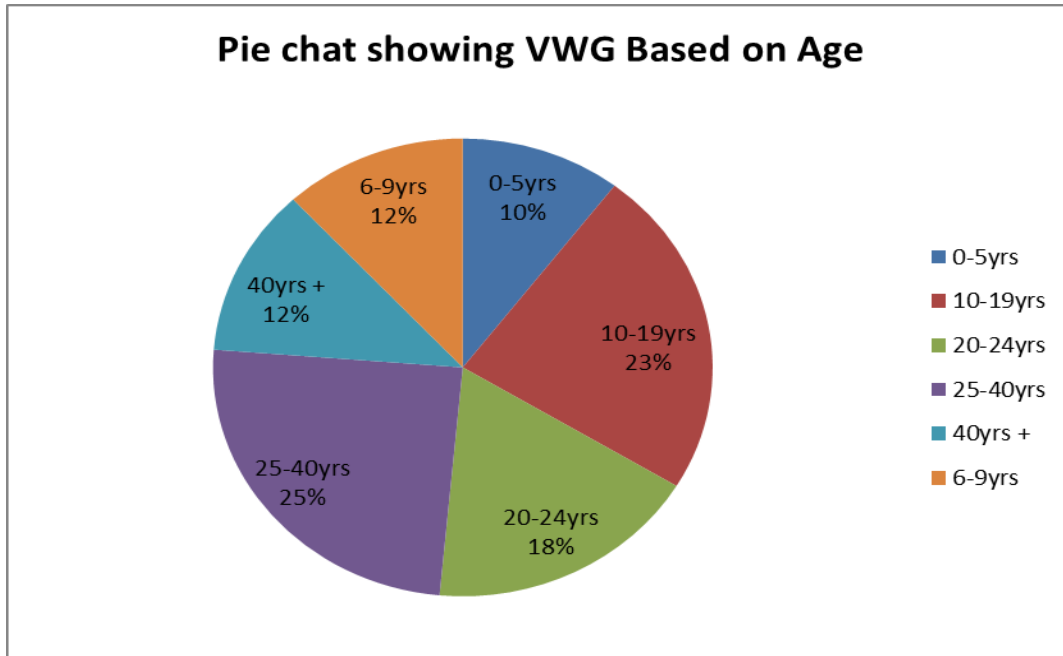


Fig 2

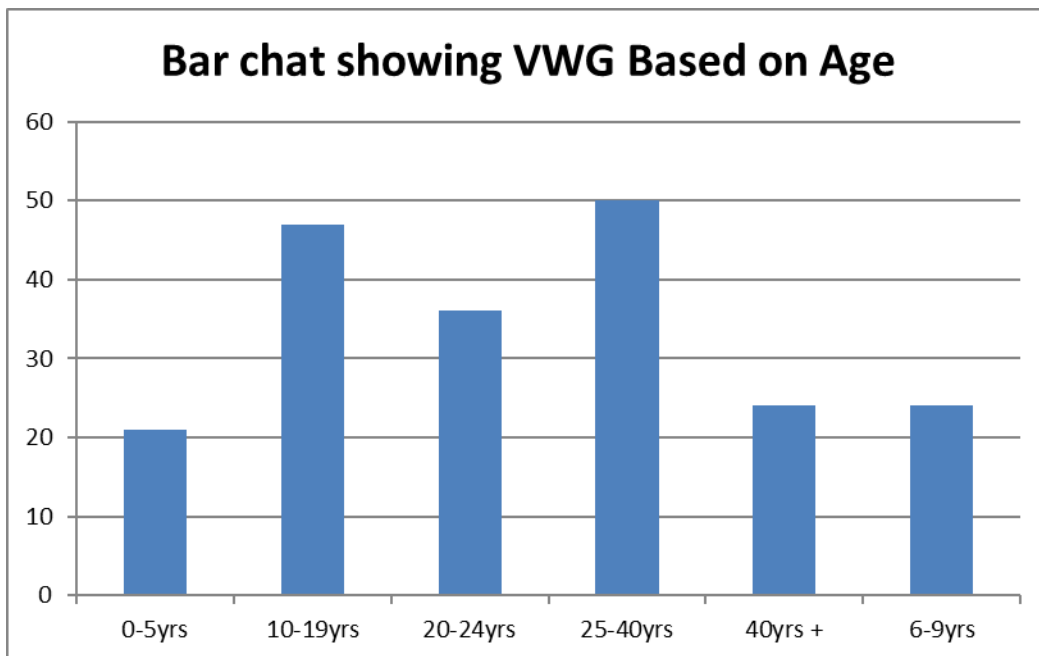


Fig 3

VIOLATIONS SHOWING VARIATIONS AT STATE LEVELS

With regard to State by State violations, the analysis evidences that out of the 37 States of Nigeria, Lagos State has the highest violation rate of 37%. This showed an increase of 12% against 25% recorded in the past report. The Federal Capital Territory and Benue State ranked second with 12% showing an increase of 3% from previous report of 9%. Oyo, Niger and Ogun State is at 5% with Ogun and Niger state at a decline of 4%. Delta and Bauchi State were at 4% each. Borno and Edo State at 3%, while Rivers, Anambra and Ondo State are 2% each. Abia, Plateau, Bayelsa, Enugu and Imo State are at 1% each.

Table 2: Table showing percentage increase & decrease in some States;

STATES	JULY 2018	JANUARY 2019	INCREASE	DECREASE
LAGOS	25%	37%	12%	-
FCT	9%	12%	3%	-
OGUN	9%	5%	-	4%
NIGER	9%	5%	-	4%
DELTA	5%	4%	-	1%
EDO	4%	3%	-	1%

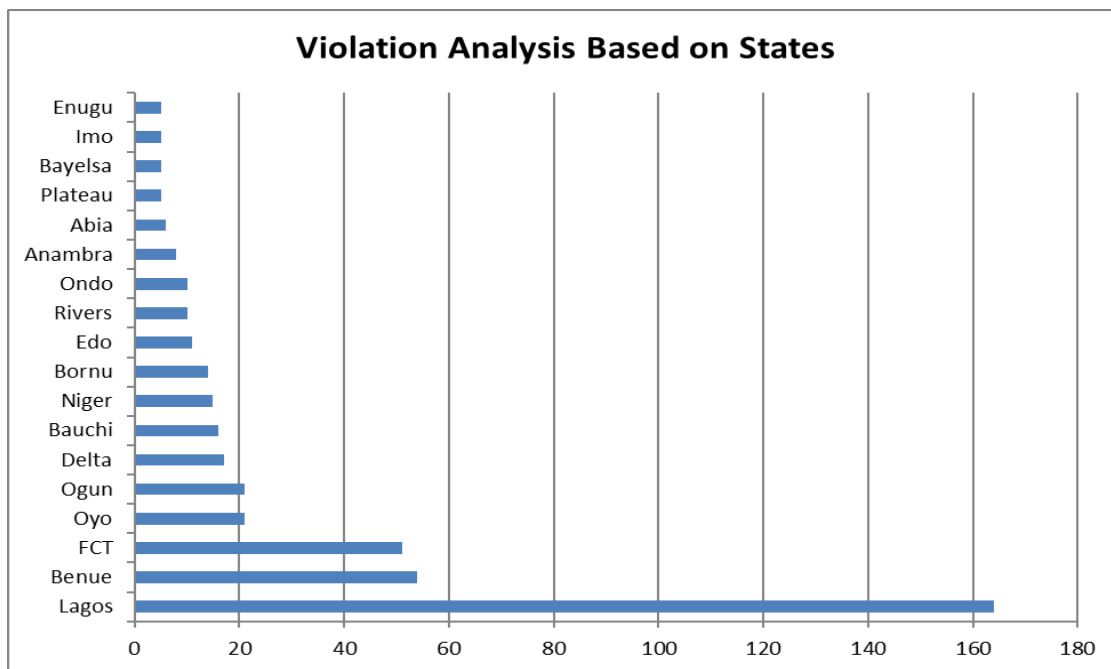
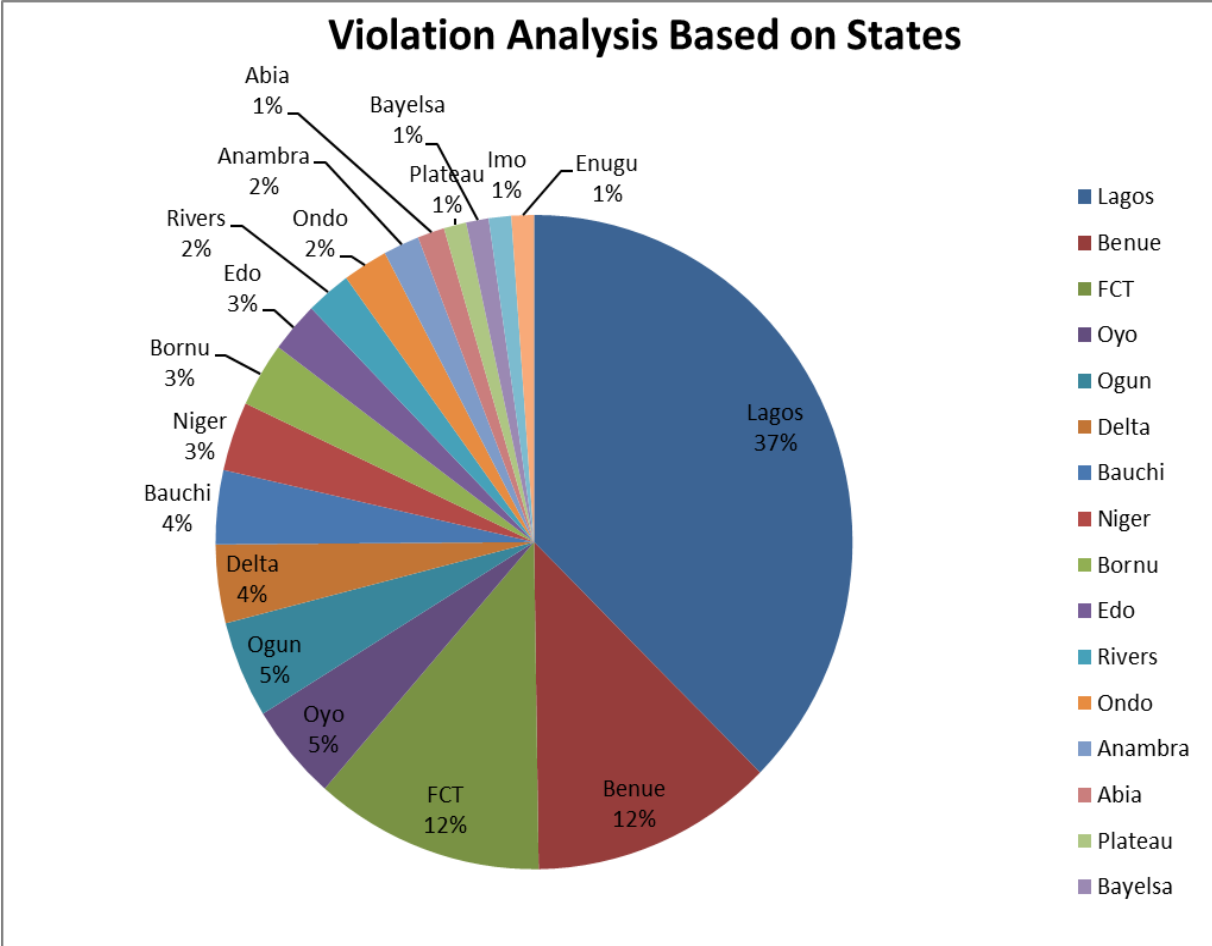


Fig 4



g5

VIOLATIONS BASED ON LOCAL GOVERNMENT AREAS

In ensuring grassroot evidence to promote local tailored interventions, data collated is also analyzed according to the 774 Local Governments in Nigeria. This is the third/lower tier of Government in Nigeria, where communities are aggregated at the lowest level for governance purposes. Locating violations at this level provides an excellent opportunity for grassroot interventions.

The data shows that Abuja Municipal Local Government Area in the Federal Capital Territory has the highest rate of 23% violation. This showed an increase of 7% as against past report. Closely followed by Central in Edo state with 13% which increased by 6%. Chanchaga in Niger state is 10% with an increase of 3%. Aniocha in Delta State is 8% with an increase of 3%. Bosso in Niger State is at 8% with an increase of 4%, Agege in Lagos

state with 8%. Akure East in Ondo state is 6% with an increase of 4%, and Lastly Akampa in Cross-river State, Bwari in the Federal Capital Territory, Abakaliki in Ebonyi State, Ado-odo/ota in Ogun State and Egbado North in Ogun state have 4% respectively. Knowledge of these data at the Local Government Areas are important in developing informed interventions that addresses grassroot problems.

Table 3: Table showing percentage increase & decrease in some LGAs;

STATES	JULY 2018	JANUARY 2019	INCREASE	DECREASE
AMAC, FCT	16%	23%	7%	-
CHANCHAGA, NIGER	7%	10%	3%	-
CENTRAL, EDO	7%	13%	6%	-
ANIOCHA, DELTA	5%	8%	3%	-
BOSSO, NIGER	4%	6%	2%	-
AKURE EAST, ONDO	2%	6%	4%	-
BWARI, FCT	4%	4%	-	-

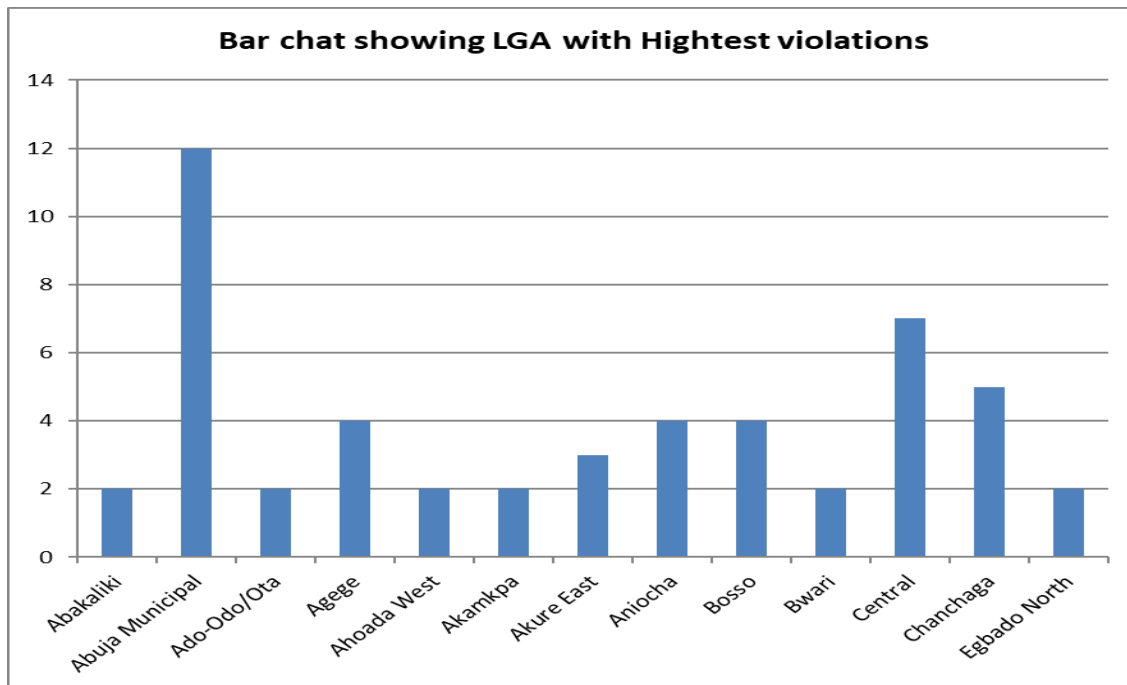


Fig 6

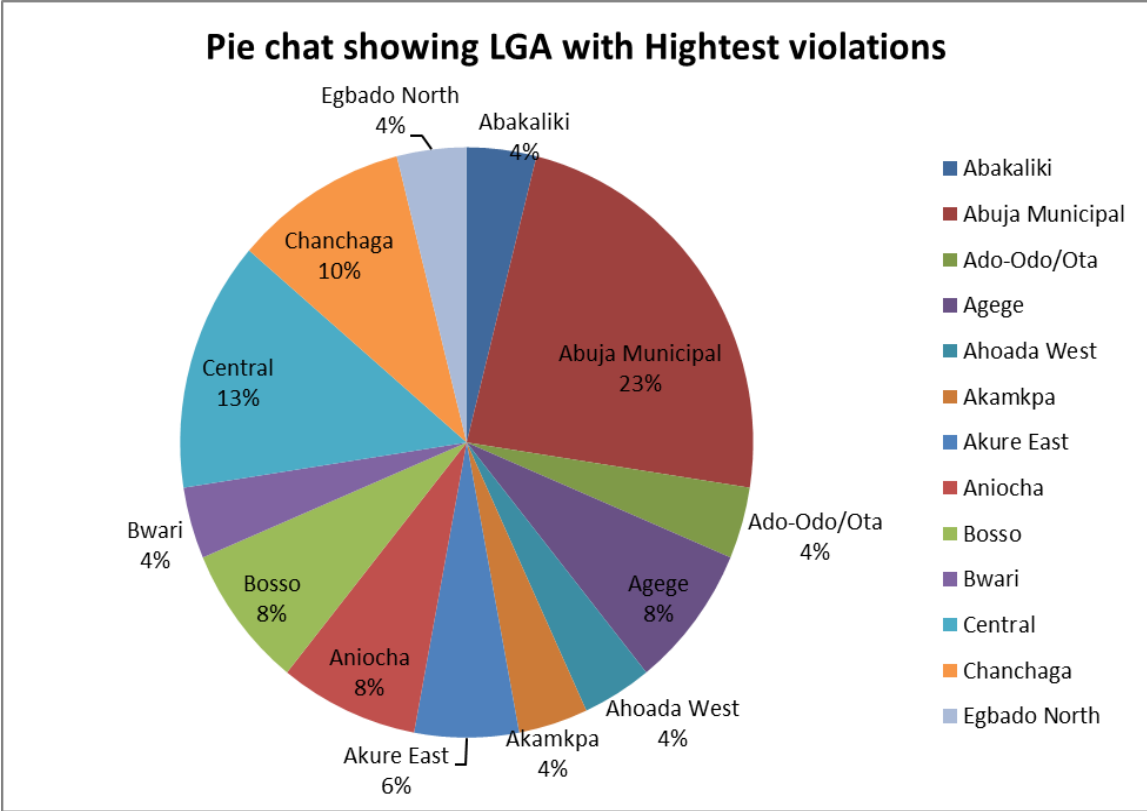


Fig 7

NATURE AND TYPES OF VIOLATIONS

Based on types of violations experienced by women and girls, the below data shows that Physical abuse is the most commonly experienced with 37%, this shows an increase of 4% as against 33% of the past reporting period. This is closely followed by Rape which is 22% with an increase of 2%. The rape cases reported and collated within this reporting period showed that Rape is higher and more prevalent among minors (0-5 years and 6-9 years respectively). Verbal abuse with 11% ranks third with an increase of 1%, followed by Harassment with 7% having an increase of 1%, while Emotional Abuse is 6% showed a decline of 2%. Freedom to Associate is 4% with a decline of 2%. Economic Abuse is 3%. Lastly Child birth, Family Life, Child Custody, Personal Security, Housing, Forced Detention, Blackmailing, Sexual Exploitation, Freedom of Movement and Sexual Expression are 1% respectively.

In our past report, the rape of minors showed that there was a gap & interventions is highly needed to fill this gap. In this report, the rape of

minors increased by 2% and it calls for serious concern given that rape is not often reported. Except where the culprits are caught red handed, minors are intimidated into silence by the violators who mostly are family relations. As shown by this report, rape of minors is higher. Child and minor management is an issue that should be picked upon by our society.

Table 4: Table showing percentage increase & decrease in violation types;

VIOLATION TYPES	JULY 2018	JANUARY 2019	INCREASE	DECREASE
PHYSICAL ABUSE	33%	37%	4%	-
RAPE	20%	22%	2%	-
VERBAL ABUSE	10%	11%	1%	-
EMOTIONAL ABUSE	8%	6%	2%	-
HARRASMENT	6%	7%	1%	-
FREEDOM TO ASSOCIATE	6%	4%	-	2%

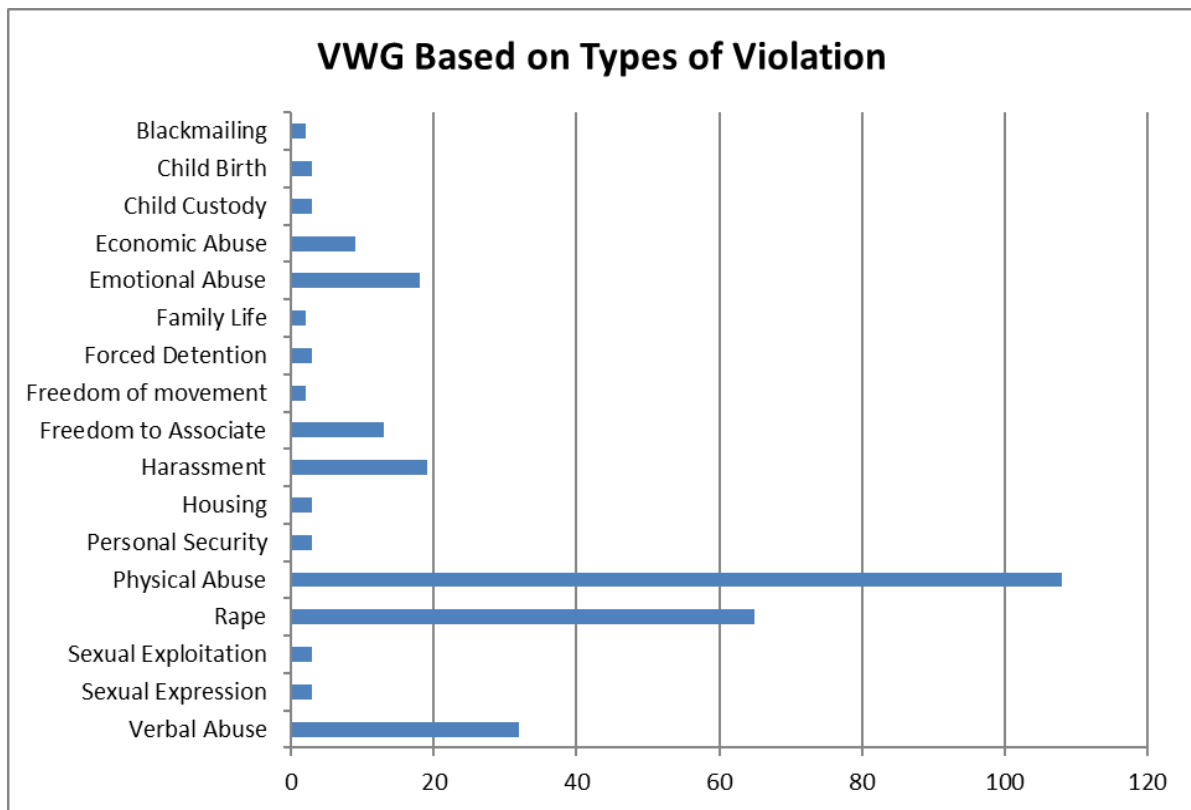


Fig 8

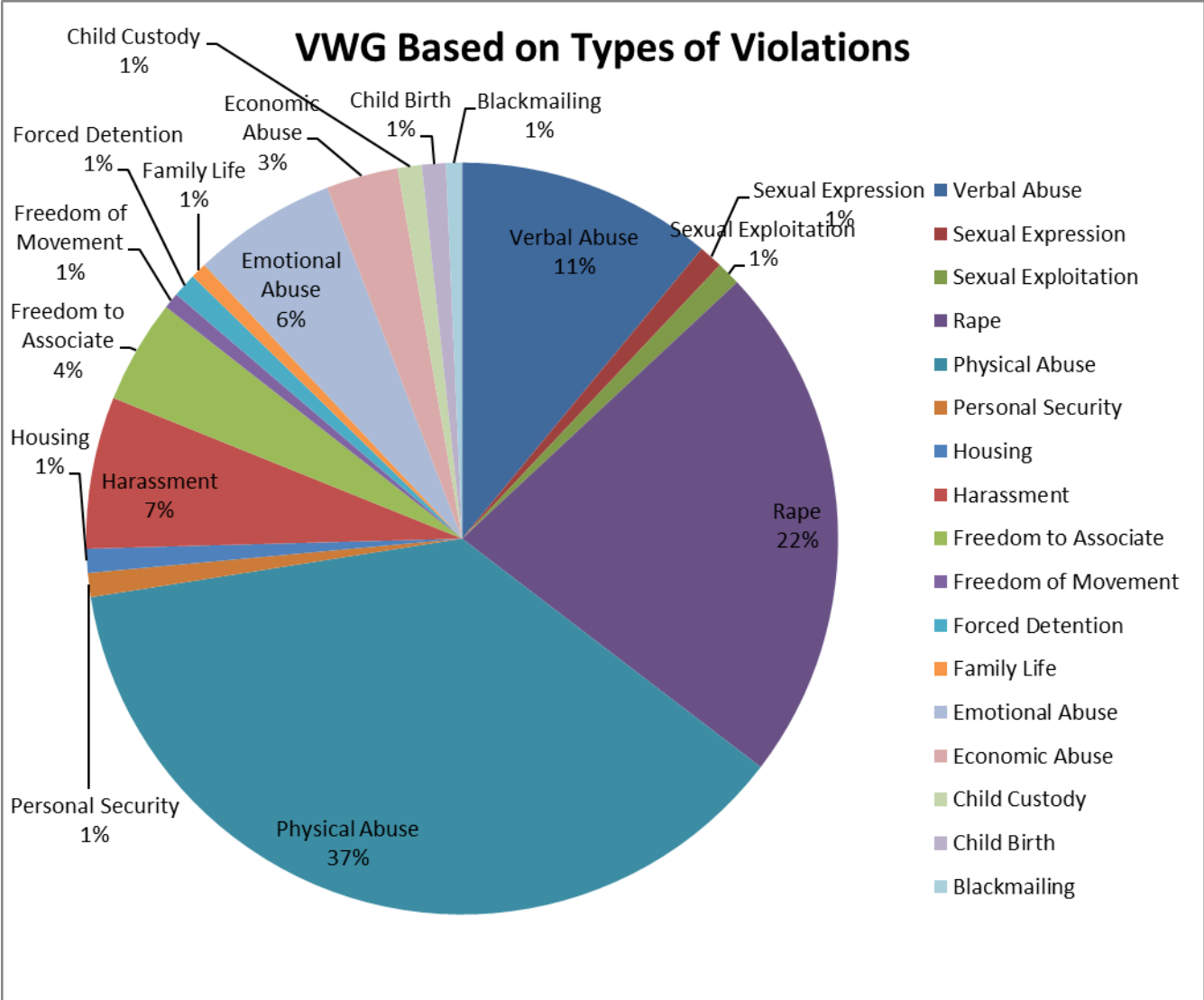


Fig 9