



**LAWYERS ALERT REPORT ON VIOLENCE
AGAINST WOMEN & GIRLS (VWG) IN NIGERIA.**

JULY, 2018

BACKGROUND AND ACKNOWLEDGEMENTS

This report is a compilation of reported violations of Violence Against Women & Girls, VWG in Nigeria between January 2018 to June 2018. The information/data used in the collation of this report is drawn from inputs made into an Online Violation of Rights Documentation Tool (Ladock) developed by Lawyers Alert <http://colahr.org/lawyersalert/index.php> This tool is situated on the website of the Coalition of Lawyers for Human Rights, COLaHR, a critical partner to Lawyers Alert in our free legal assistance and representation project.

The findings in this report cuts across the Six (6) Geopolitical Zones in Nigeria. It is instructive to note that some cases reported in this tool have been resolved and others are currently being tried in court.

The online tool automatically analyses data alongside age, violation types, location, trends, Local Government Areas, etc. Intervention for women and girls cannot be better informed than when situated against the data evidenced in this report. In Nigeria's patriarchal society and sometimes unfriendly cultural practices that violates women rights, such data are very critical for targeted interventions given limited resources.

Lawyers Alert is indebted to several persons and organizations who worked at grassroot levels with Lawyers Alert and referred cases to us. We also acknowledge AmplifyChange for funding and partnering with us in this project.

Lawyers Alert is a Human Rights body that works with Persons Living With, Affected By or Most at Risk of HIV infection in Nigeria i.e. Women, Girls, Sex Workers, Persons Who Uses Drugs, Sexual Minorities, etc. Our partners in Nigeria include Coalition of Lawyers for Human Rights (COLaHR), Joint United Nations Programme on HIV/AIDS (UNAIDS), The National Agency for the Control of AIDS (NACA), The National Human Rights Commission (NHRC), Girls Power Initiative (GPI), Edo State, Rahama Women Development Programme, Bauchi State, Community Advancement Initiative for Self-Reliance, Osun State, Centre for the Advocacy of Justice & Rights, Plateau State and Sister Closet Counselling Volunteers, Niger State.

FINDINGS AND ANALYSIS

PICTURE OF KEY POPULATIONS RIGHTS VIOLATIONS IN NIGERIA

From the violations report collated within the period of January 2018 to June 2018, below is a picture of the rights violations of Key and Vulnerable Groups in Nigeria; MSM 47%, VWG 39%, PLWH 5%, Sex Worker 5%, LGBTI 3%, Persons Who Uses Drugs 1% and PWD 0%.

The above picture may not necessarily be represented of all groups in this project. We particularly zeroed in on Violence against Women and Girls and the MSM population. Other violations were reported to us based on Lawyers Alert being the leading Organization on documentation on Key Populations rights. The data however, is accurate and verifiable and is a true picture of the state of violations of these rights. With regards to Persons With Disabilities, PWDs, Lawyers Alert having not yet trained partners to recognize violations of these rights, we were careful not to include them in the analysis.

The reportage of violations of VWG in this Six-month reporting period has increased from 11% as shown in Lawyers Alert findings on Sexual and Reproductive Health Rights done last year to 39%. See link of previous analysis report: <http://lawyersalertng.org/resources/LAWYERS%20ALERT%20FINDINGS%20ON%20SRHR%20%20%20%20VIOLATIONS%20IN%20NIGERIA.pdf>

Responsible for this, is our wider coverage and intensive legal literacy amongst Market women and Religious places. Hitherto, we relied on grassroot Organizations for reportage and from referrals. Within this period however, we added thereto direct Market awareness creation, including places of worship and aggressive online campaign. Of interest is our online campaign which has reach over 200,000 persons is now a series. See link: <https://www.facebook.com/lawyersalert/videos/233972267394662/> More women and girls are therefore reporting violations. These applies to other Key Populations too.

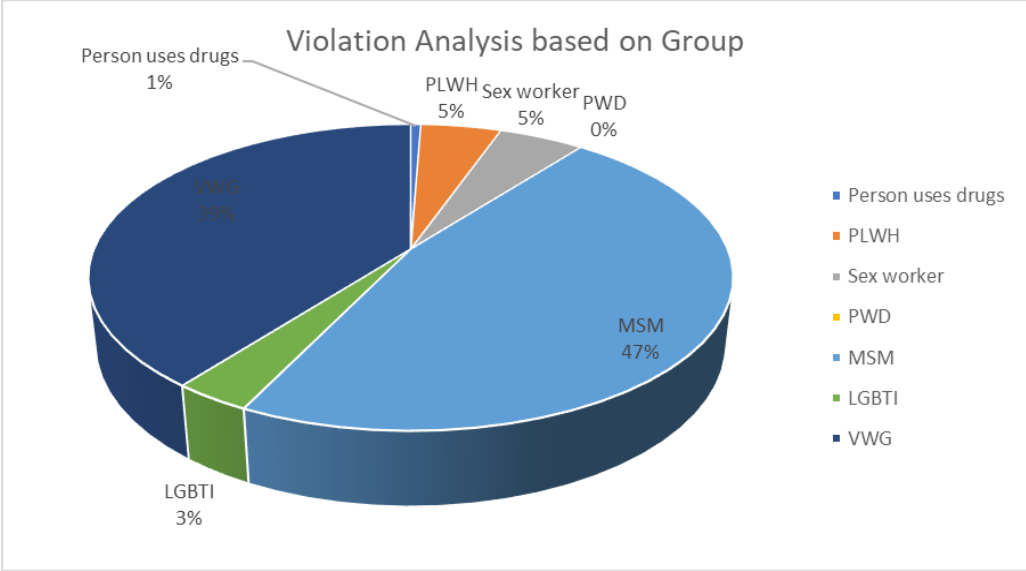


Fig 1

This report is however focused on VWG and data obtained is analyzed with regards to Age brackets, States, Local Government and Violation types.

VIOLATIONS BASED ON AGE VARIATIONS

With regards to violations based on age variations, VWG with the Age bracket 25-40years had the highest violation with violation rate of 27%, followed by Age bracket 10-19 years which is 23%. Age bracket 20-24 years is 17%, while Age bracket 40 years+ is 14%, with Age bracket 6-9 years at 11% and lastly Age bracket 0-5 years with 8%.

It is pertinent to note that though Age bracket 0 - 5 years and 6 - 9 years were low compared to other age brackets, about 95% of all violations reported within the both age brackets were rape cases. Lawyers Alert is currently in court for most of such cases.

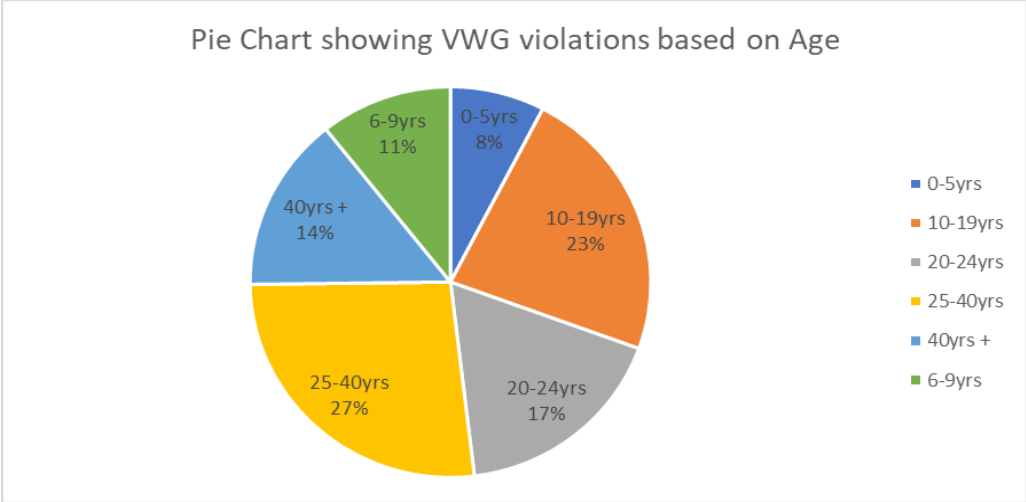


Fig 2

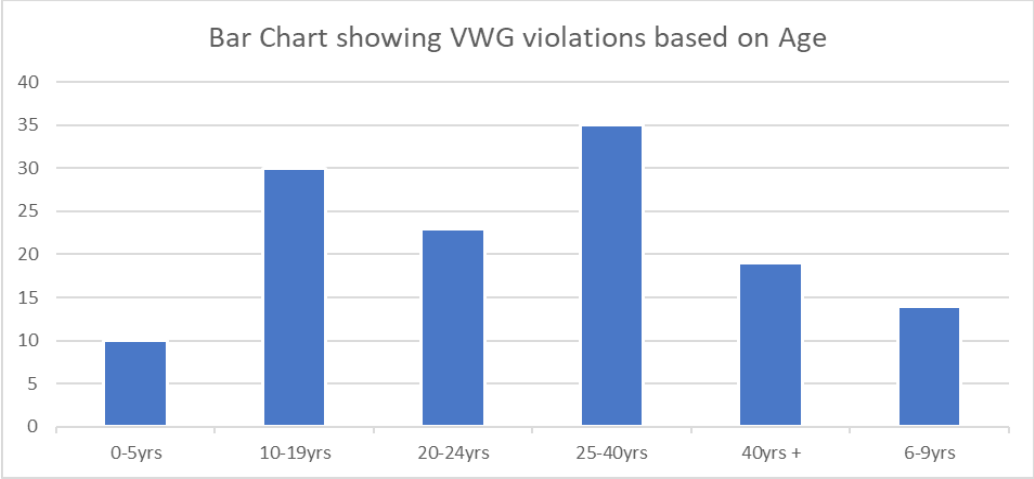
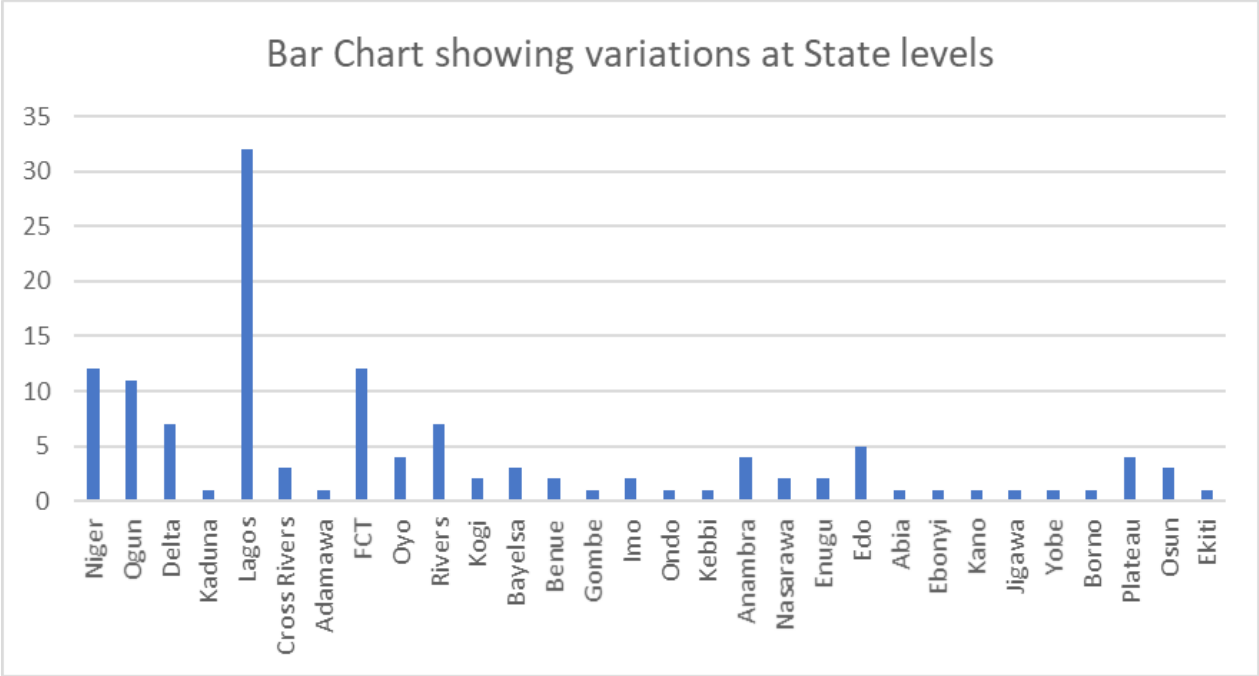


Fig 3

VIOLATIONS SHOWING VARIATIONS AT STATE LEVELS

With regard to State by State violations, the analysis evidences that out of the 37 States of Nigeria, Lagos State has the highest violation rate of 25%, closely followed by Abuja, the Federal Capital Territory, Niger and Ogun State at 9%. Rivers and Delta State is at 5% with Edo State at 4% while Anambra, Oyo and Plateau State had 3% each. The above analysis is instructive with regards to the low reportage in other States. This project did not particularly center on those States but the type of violations in Lagos State and the Federal Capital Territory is relatively a mirror of what obtains in other States given the analysis.



Fig

Pie Chart showing variations at State levels

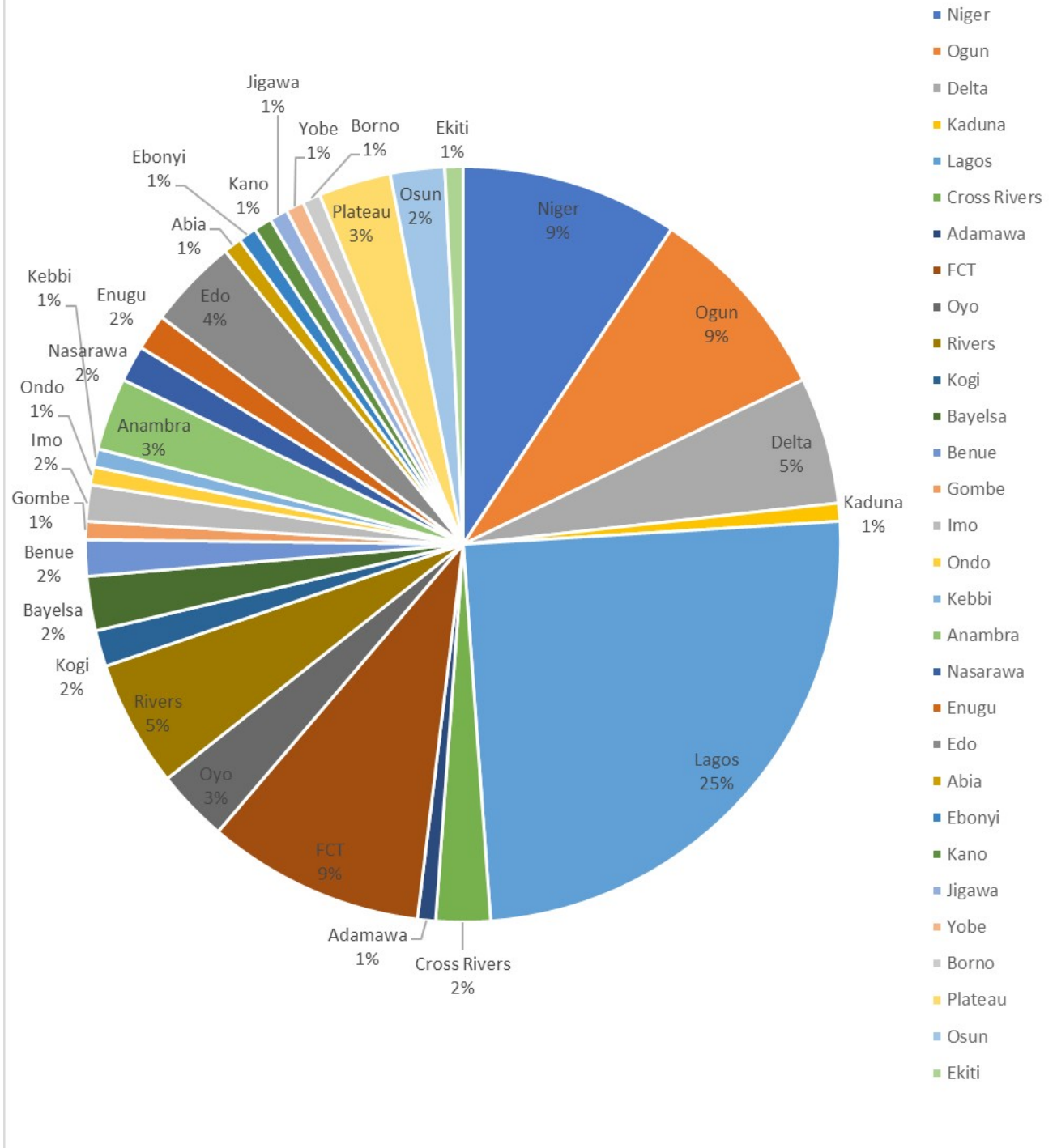


Fig 5

VIOLATIONS BASED ON LOCAL GOVERNMENT AREAS

In ensuring grassroot evidence to promote local tailored interventions, data collated is also analyzed according to the 774 Local Governments in Nigeria. This is the third/lower tier of Government in Nigeria, where communities are aggregated at the lowest level for governance purposes. Locating violations at this level provides an excellent opportunity for grassroot interventions.

The data shows that Abuja Municipal Local Government Area in the Federal Capital Territory has the highest rate of 16% violation, followed by Chanchaga in Niger State and Central in Edo State with 7%. Ewekoro in Ogun State, Aniocha in Delta State, Ibadan Central in Oyo State ranks third with 5% respectively. Bwari in the Federal Captital Territory, Bosso in Niger State, Akamkpa in Cross rivers State, Agege in Lagos State, Ahoada West in Rivers, Ezeagu in Enugu and Egbado North in Ogun State had 4% respectively. Followed closely by Gwagwalada in the FCT, Gombe in Gombe, Epe in Lagos, Enugu East in Enugu, Egbado South in Ogun, Dutse in Jigawa, Dekina in Kogi, Dambata in Kano, Damaturu in Yobe, Bida in Niger, Aniocha South in Delta, Anambra East in Anambra, Akure East in Ondo, Aguata in Anambra, Agaie in Niger, Ado in Benue and Abeokuta South in Ogun State ranked 2% respectively.

Knowledge of these data at the Local Government is important in developing informed interventions that addresses grassroot problems.

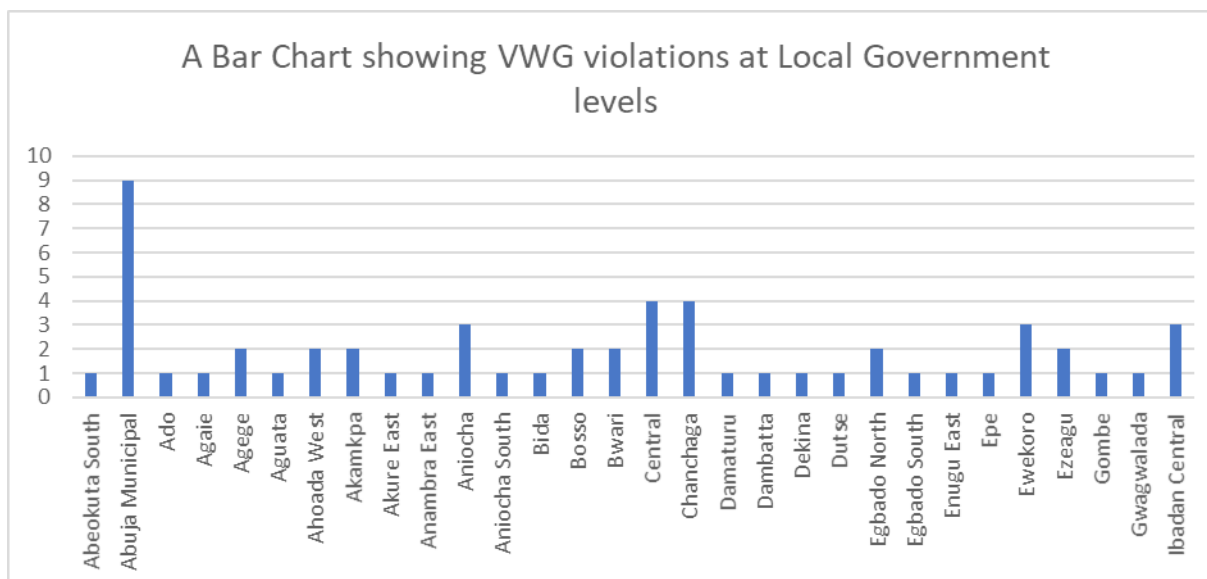
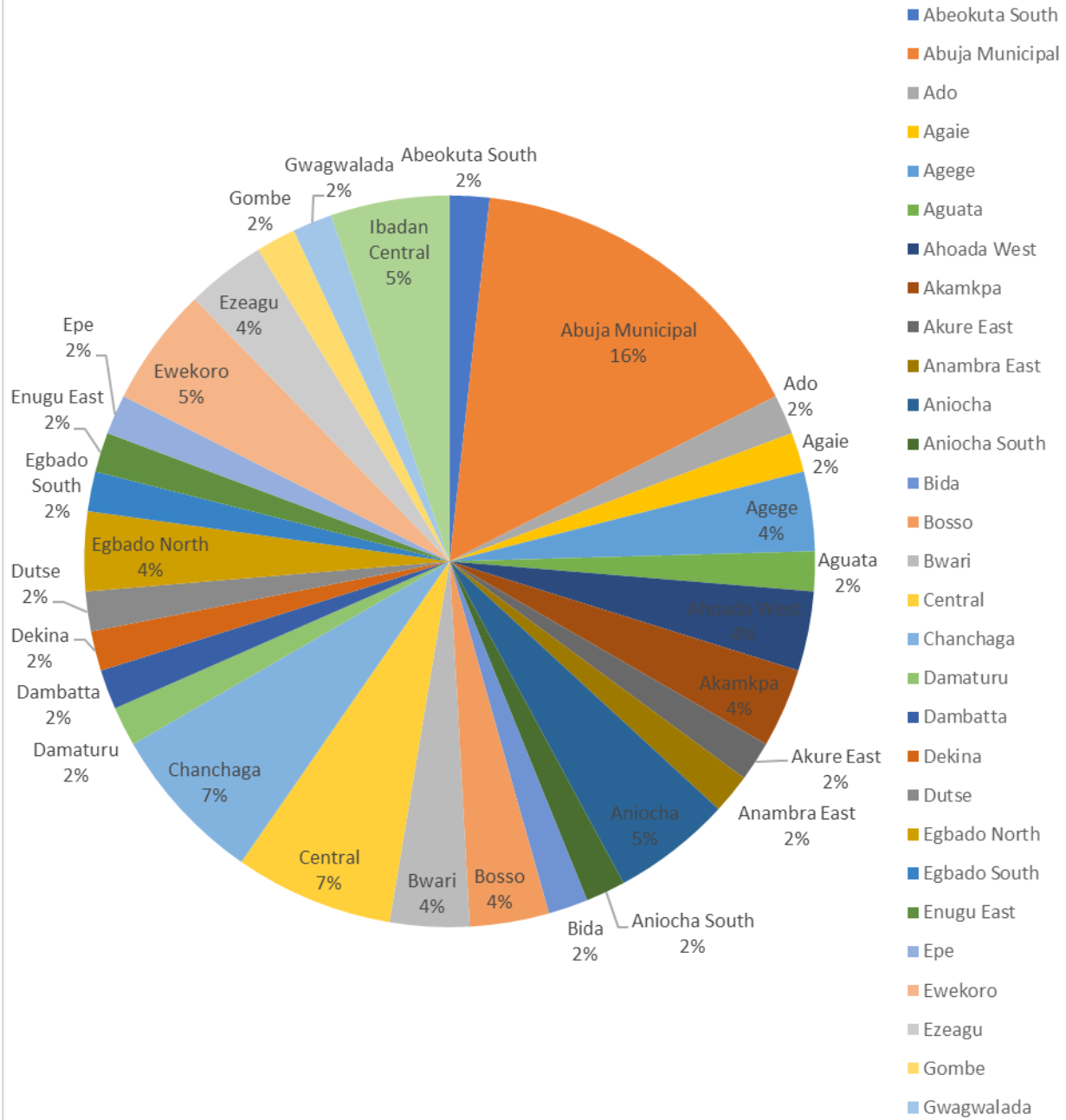


Fig 6

A Pie Chart showing VWG violations at the Local Government levels



Fig

NATURE AND TYPES OF VIOLATIONS

Based on types of violations experienced by women and girls, the below data shows that Physical abuse is the most commonly experienced with 33%. This is closely followed by Rape which is 20%. The rape cases reported and collated within this reporting period showed that Rape is higher and more prevalent among minors (0-5 years and 6-9 years respectively). Verbal abuse with 10% ranks third followed by Emotional abuse 8%, Harassment and Freedom to associate 6% respectively.

The rape of minors calls for serious concern given that this is not often reported. Except where the culprits are caught red handed, minors are intimidated into silence by the violators who mostly are family relations. We believe rape of minors is higher. Child and minor management is an issue that should be picked upon by our society.

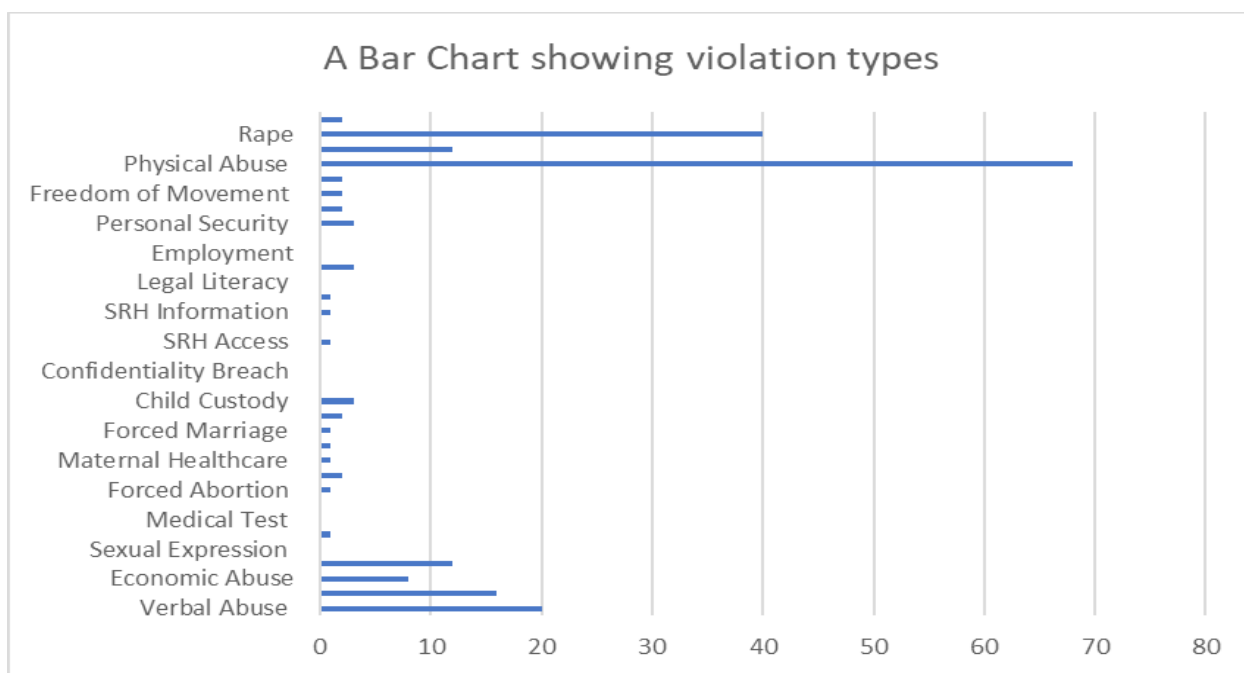


Fig 8

A Pie Chart Showing Violation types

